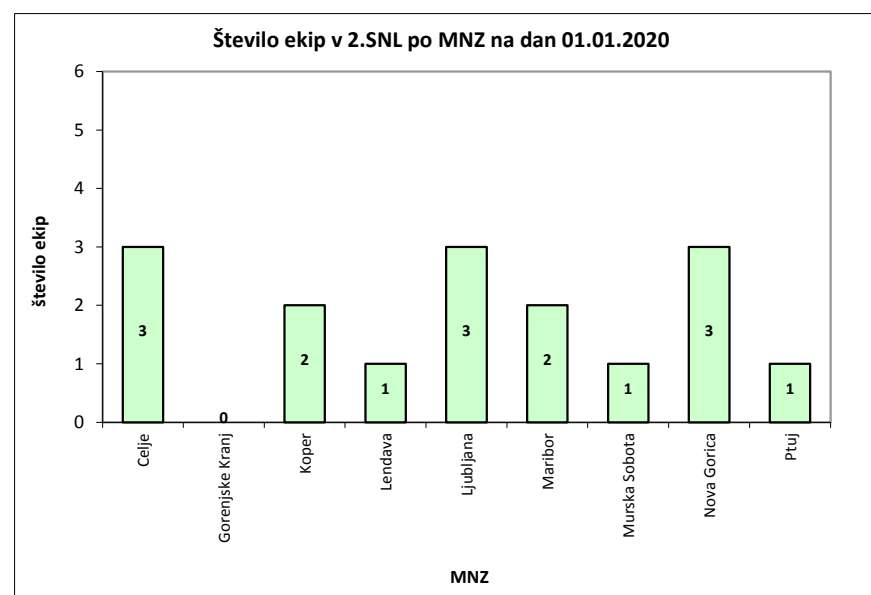
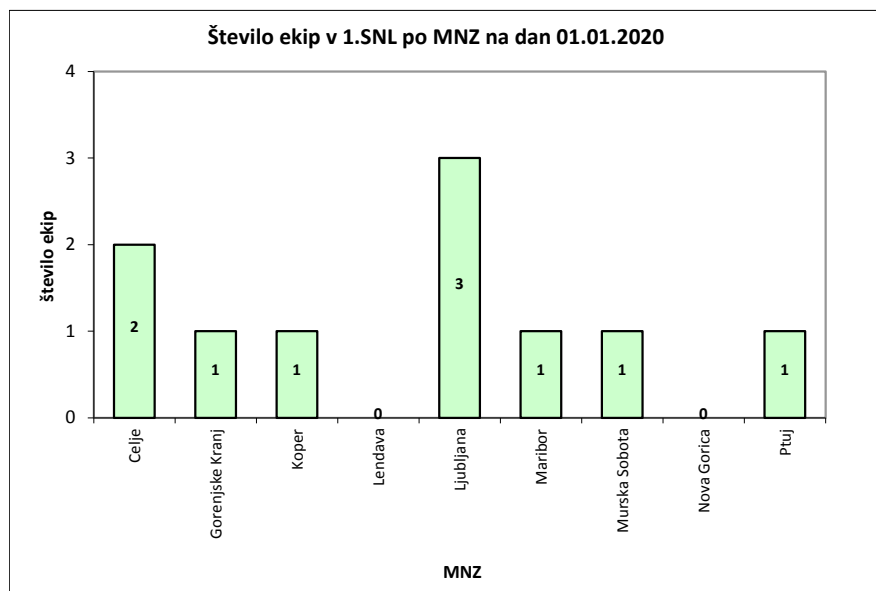
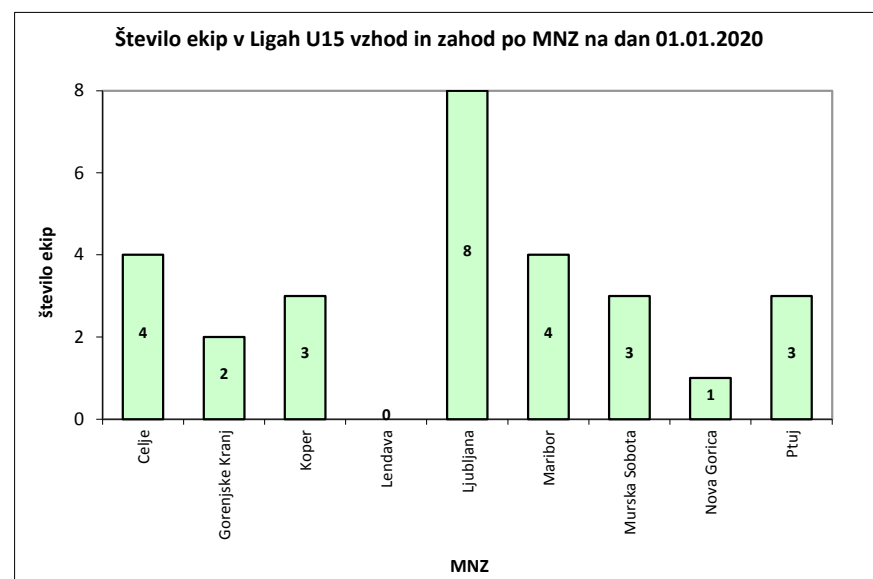
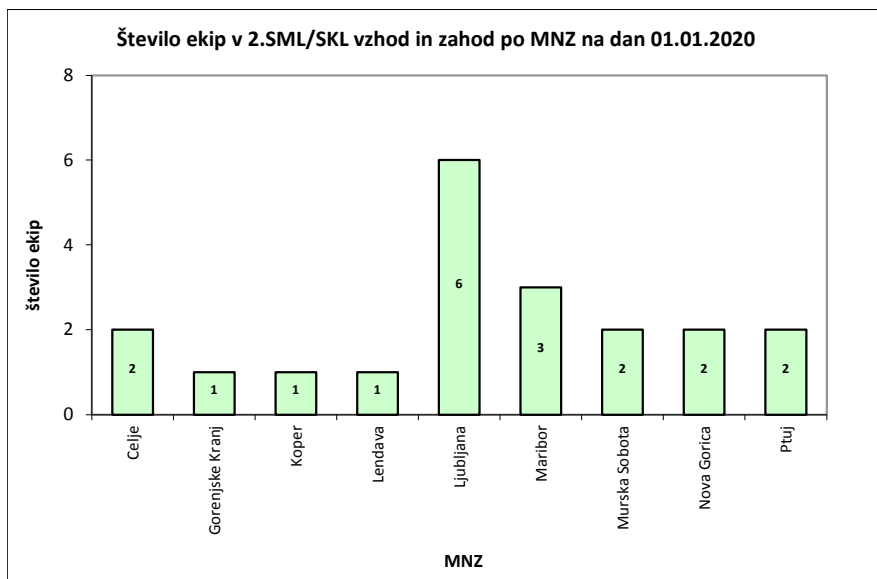
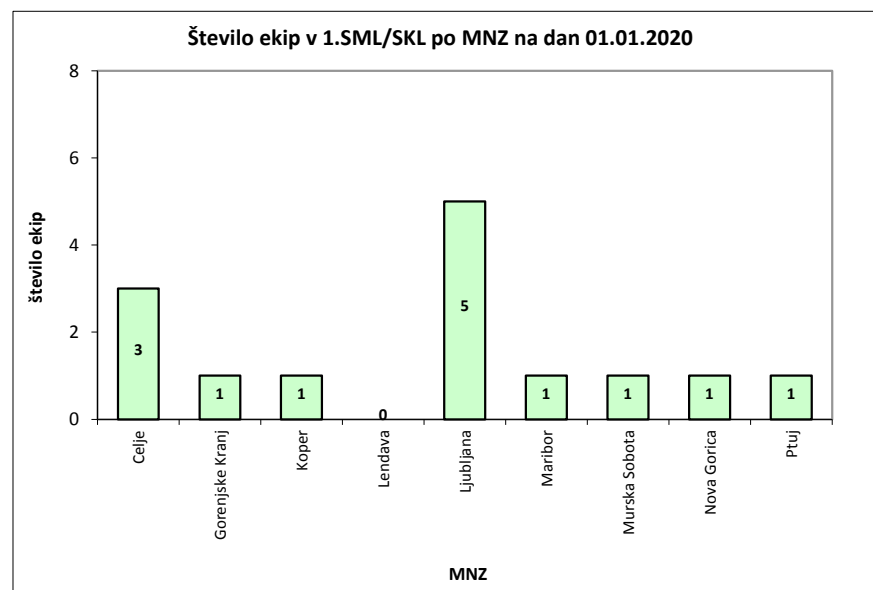
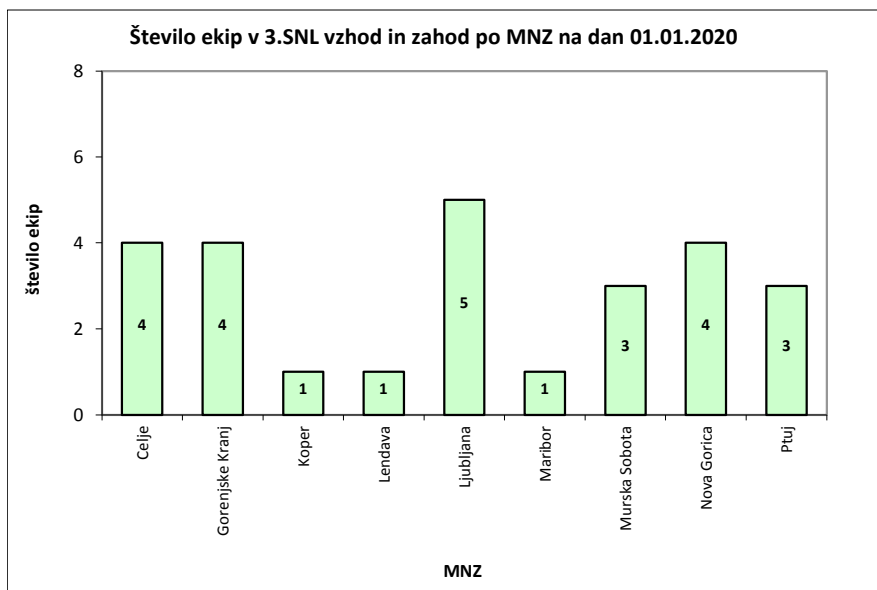
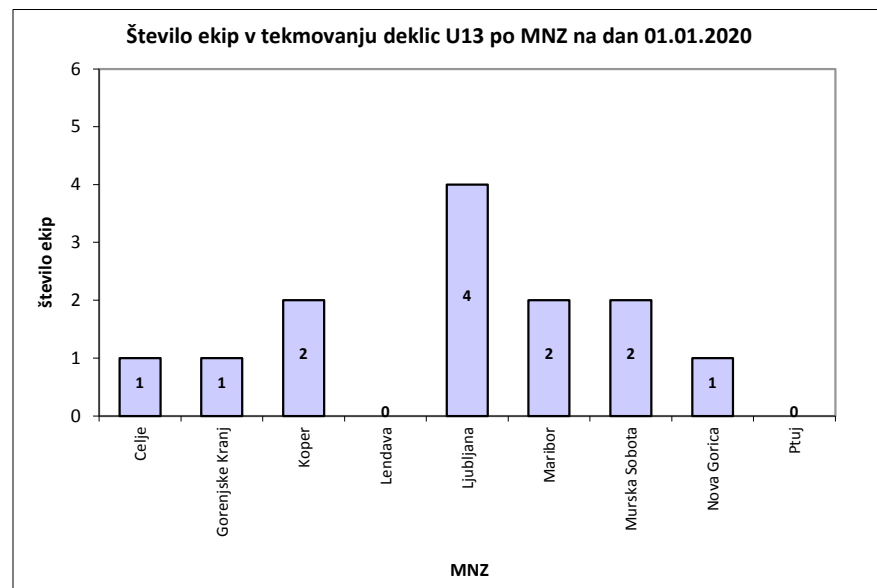
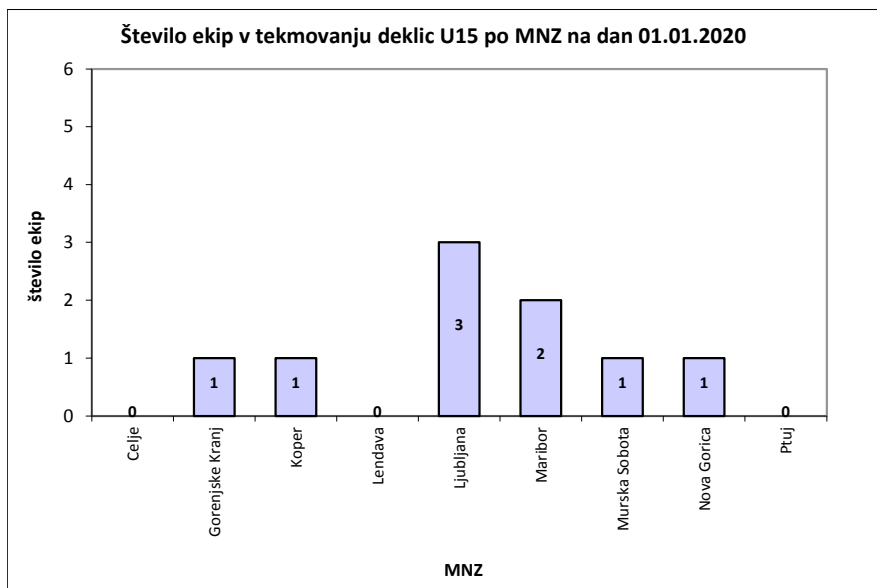
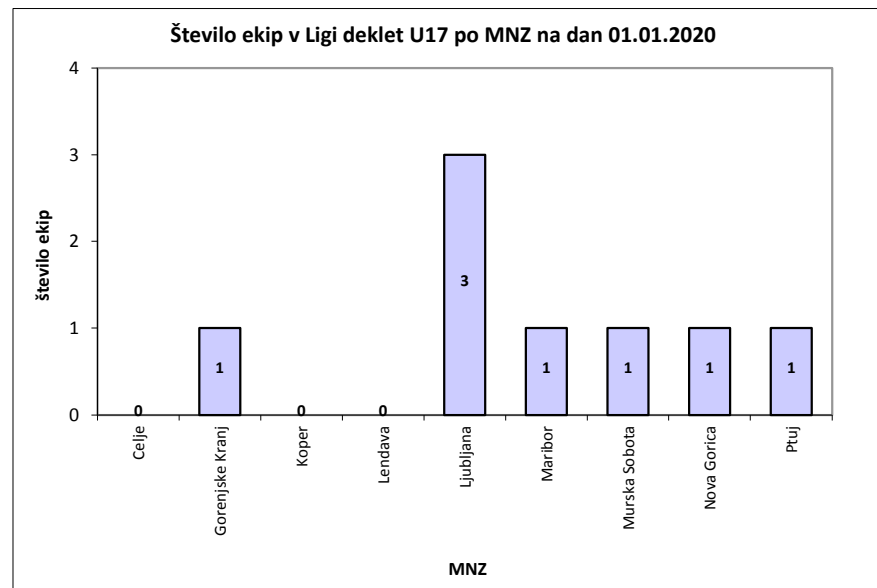
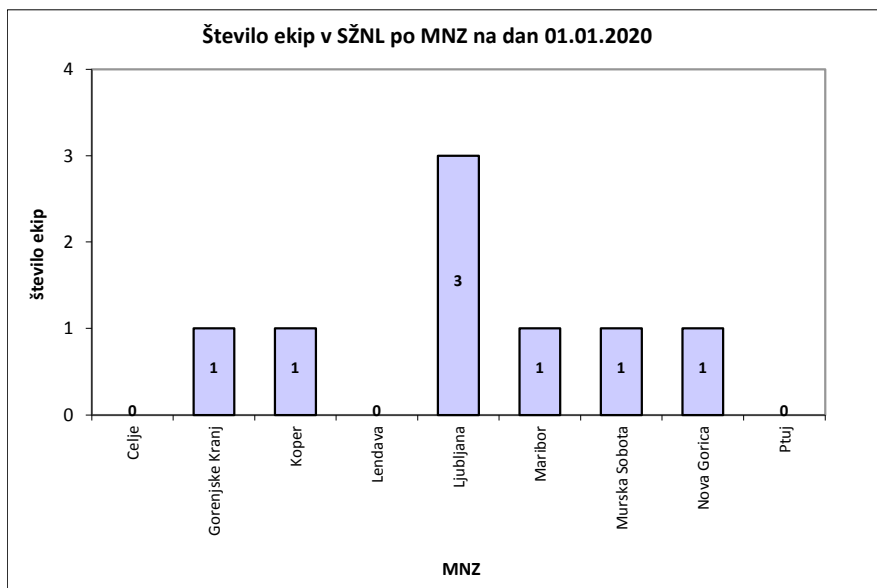


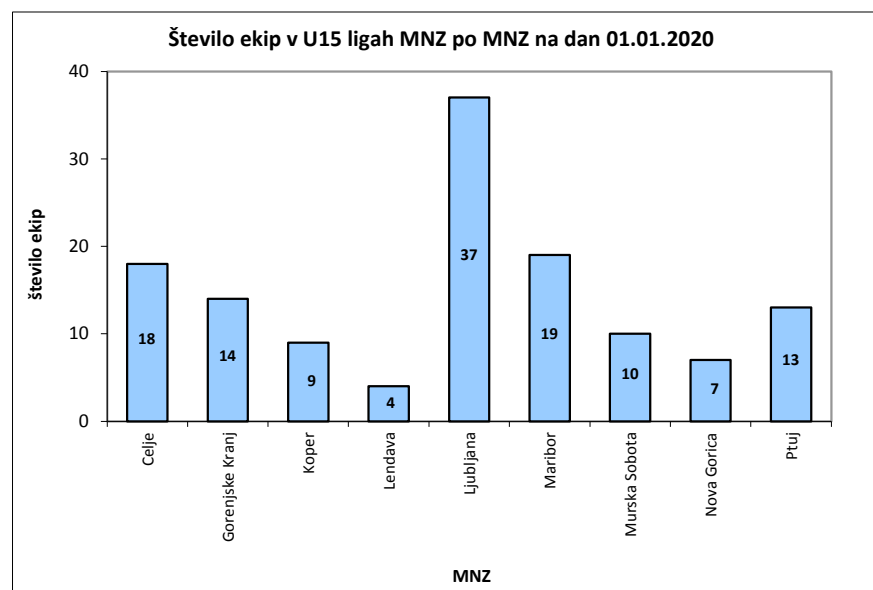
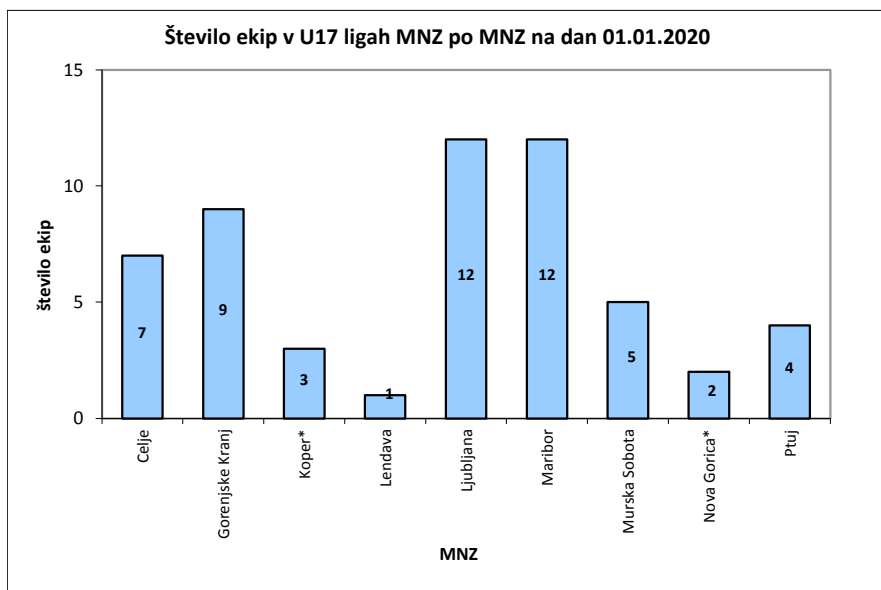
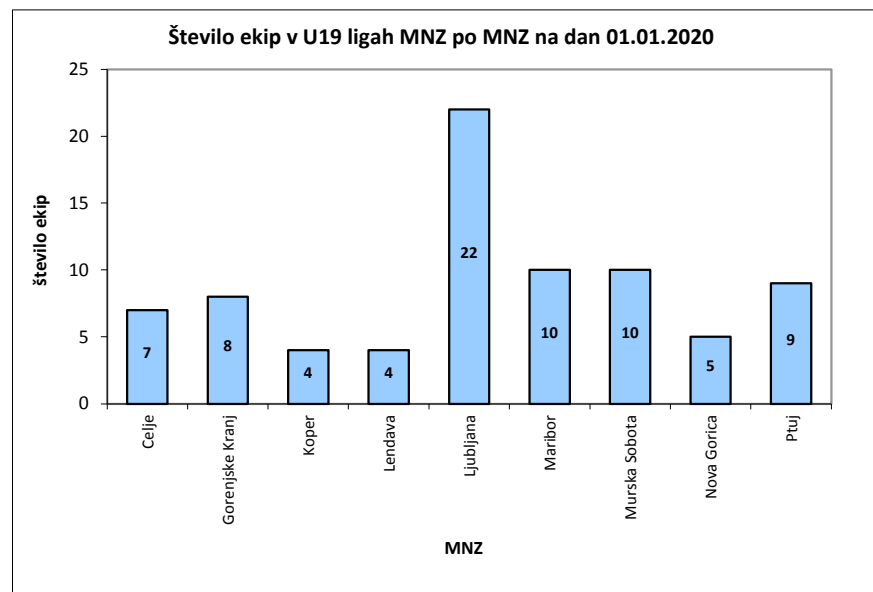
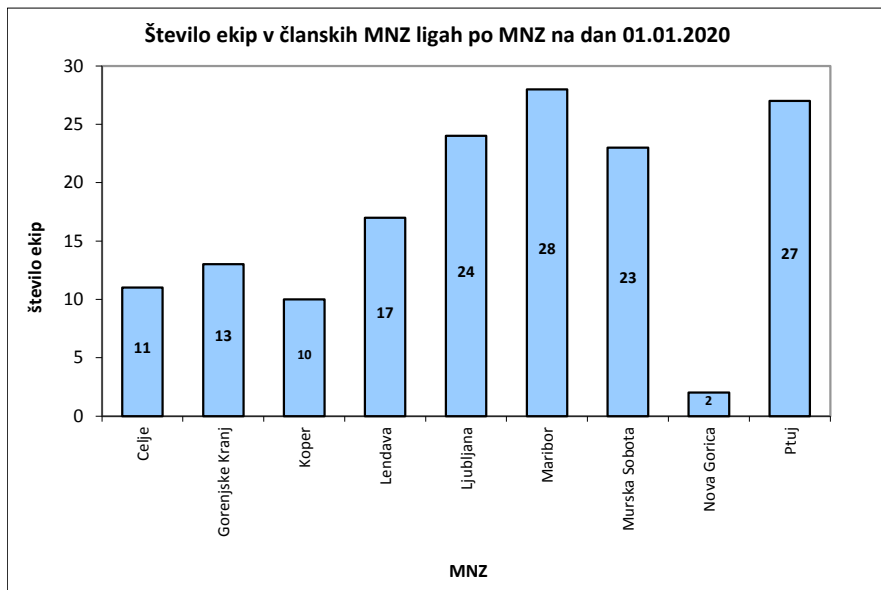
Razporeditev ekip nogometnih klubov v tekmovanjih NZS in MNZ na dan 01.01.2020

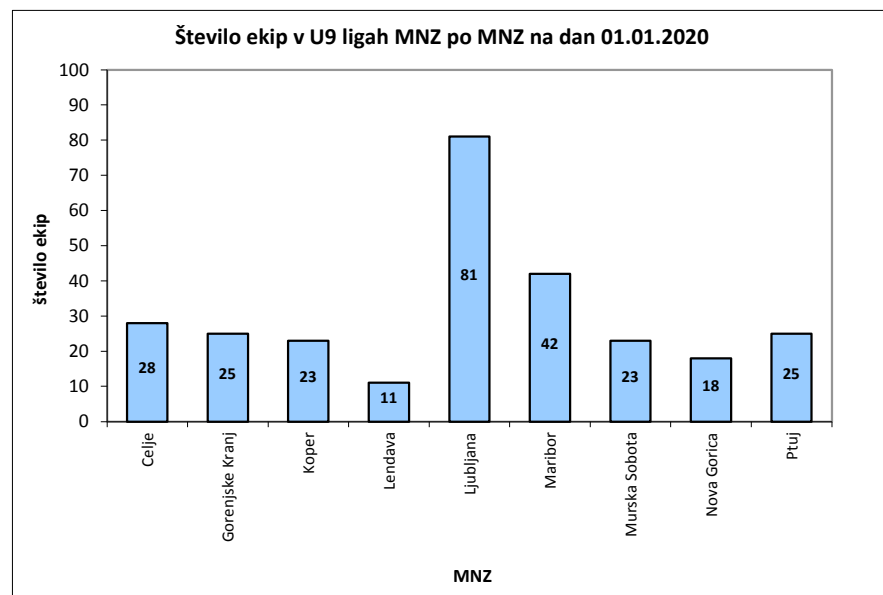
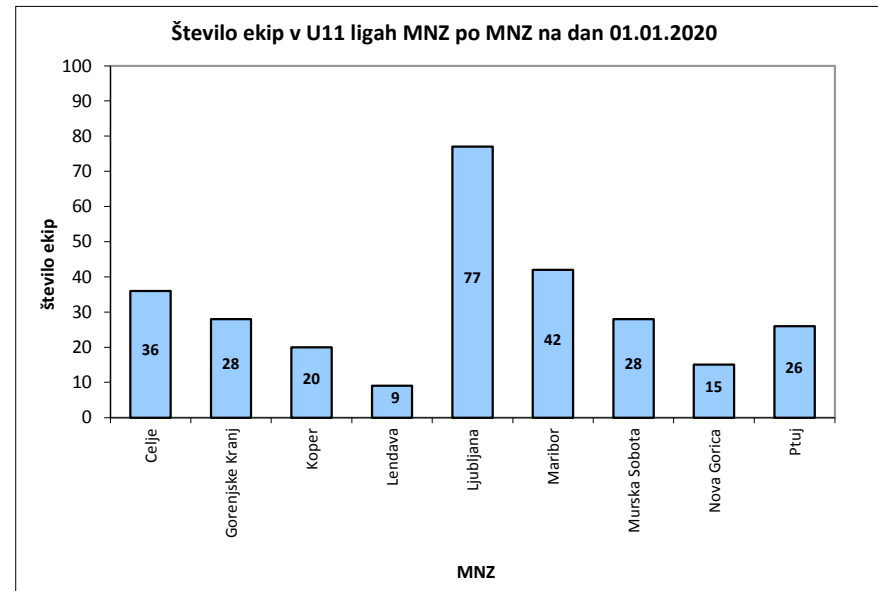
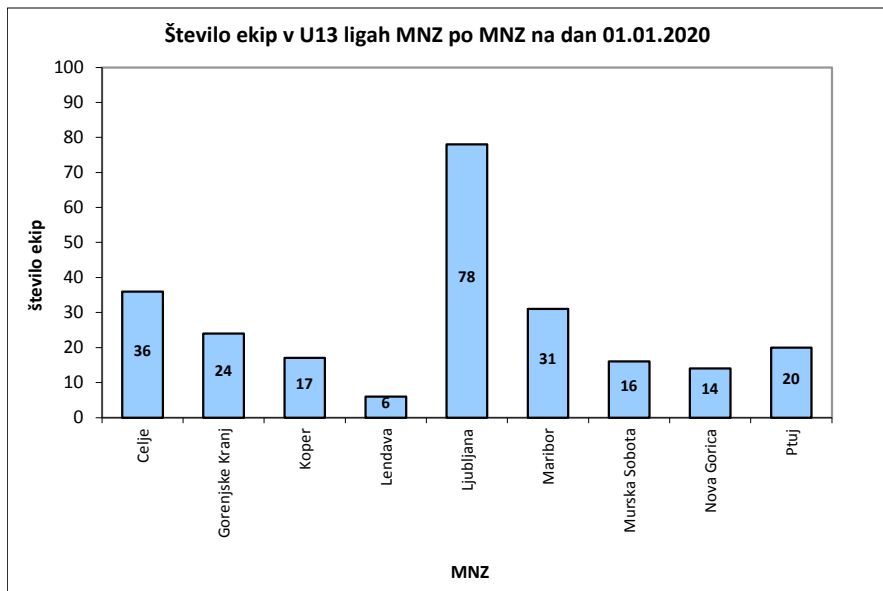
| Z št. | MNZ | Tekmovanja NZS | | | | | | | | | | | Tekmovanja MNZ | | | | | | | | VSE | | |
|--------|-----------------|----------------|-------|-------|-------|-------|-------|-------|-----|------|------|------|----------------|--------|-----|-----|-----|-----|-----|-----|-----|------|--------|
| | | 1.SNL | 2.SNL | 3.SNL | 1.SML | 1.SKL | 2.SML | 2.SKL | U15 | SŽNL | DU17 | DU15 | DU13 | Skupaj | Čl | U19 | U17 | U15 | U13 | U11 | | U9 | Skupaj |
| 1 | Celje | 2 | 3 | 4 | 3 | 3 | 2 | 2 | 4 | 0 | 0 | 0 | 1 | 24 | 11 | 7 | 7 | 18 | 36 | 36 | 28 | 143 | 167 |
| 2 | Gorenjske Kranj | 1 | 0 | 4 | 1 | 1 | 1 | 1 | 2 | 1 | 1 | 1 | 1 | 15 | 13 | 8 | 9 | 14 | 24 | 28 | 25 | 121 | 136 |
| 3 | Koper | 1 | 2 | 1 | 1 | 1 | 1 | 1 | 3 | 1 | 0 | 1 | 2 | 15 | 10 | 4 | 3 | 9 | 17 | 20 | 23 | 86 | 101 |
| 4 | Lendava | 0 | 1 | 1 | 0 | 0 | 1 | 1 | 0 | 0 | 0 | 0 | 0 | 4 | 17 | 4 | 1 | 4 | 6 | 9 | 11 | 52 | 56 |
| 5 | Ljubljana | 3 | 3 | 5 | 5 | 5 | 6 | 6 | 8 | 3 | 3 | 3 | 4 | 54 | 24 | 22 | 12 | 37 | 78 | 77 | 81 | 331 | 385 |
| 6 | Maribor | 1 | 2 | 1 | 1 | 1 | 3 | 3 | 4 | 1 | 1 | 2 | 2 | 22 | 28 | 10 | 12 | 19 | 31 | 42 | 42 | 184 | 206 |
| 7 | Murska Sobota | 1 | 1 | 3 | 1 | 1 | 2 | 2 | 3 | 1 | 1 | 1 | 2 | 19 | 23 | 10 | 5 | 10 | 16 | 28 | 23 | 115 | 134 |
| 8 | Nova Gorica | 0 | 3 | 4 | 1 | 1 | 2 | 2 | 1 | 1 | 1 | 1 | 1 | 18 | 2 | 5 | 2 | 7 | 14 | 15 | 18 | 63 | 81 |
| 9 | Ptuj | 1 | 1 | 3 | 1 | 1 | 2 | 2 | 3 | 0 | 1 | 0 | 0 | 15 | 27 | 9 | 4 | 13 | 20 | 26 | 25 | 124 | 139 |
| SKUPAJ | | 10 | 16 | 26 | 14 | 14 | 20 | 20 | 28 | 8 | 8 | 9 | 13 | 186 | 155 | 79 | 55 | 131 | 242 | 281 | 276 | 1219 | 1405 |





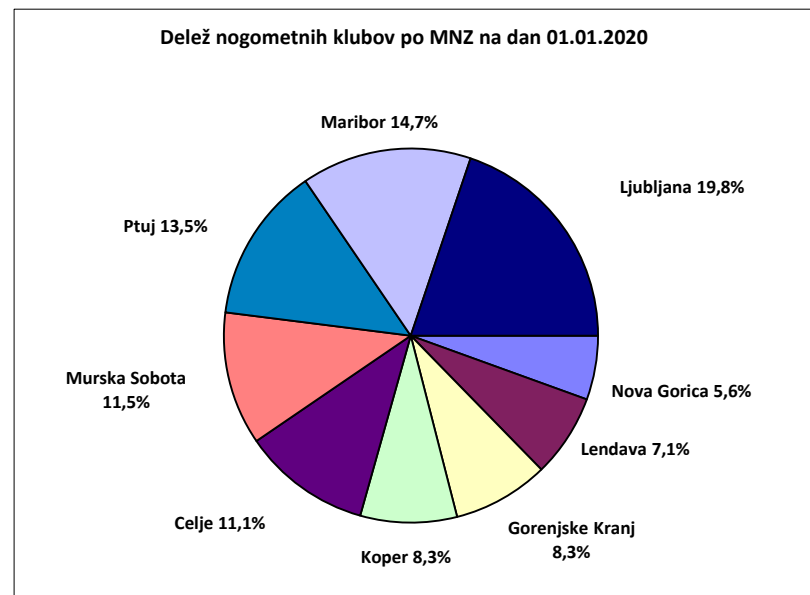
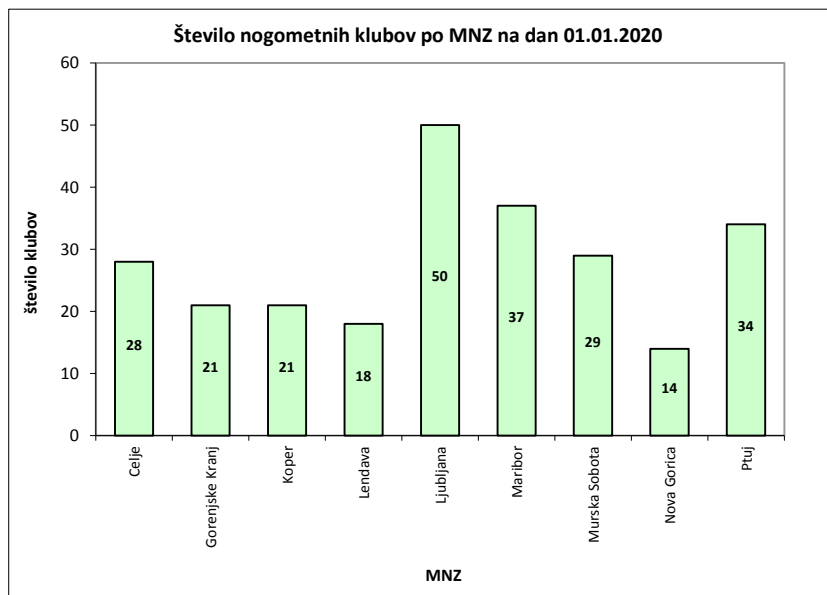


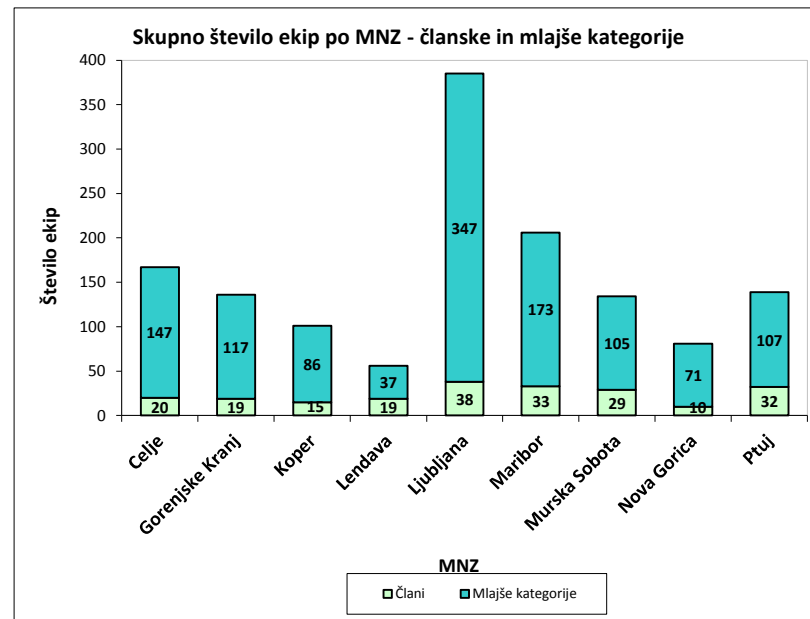
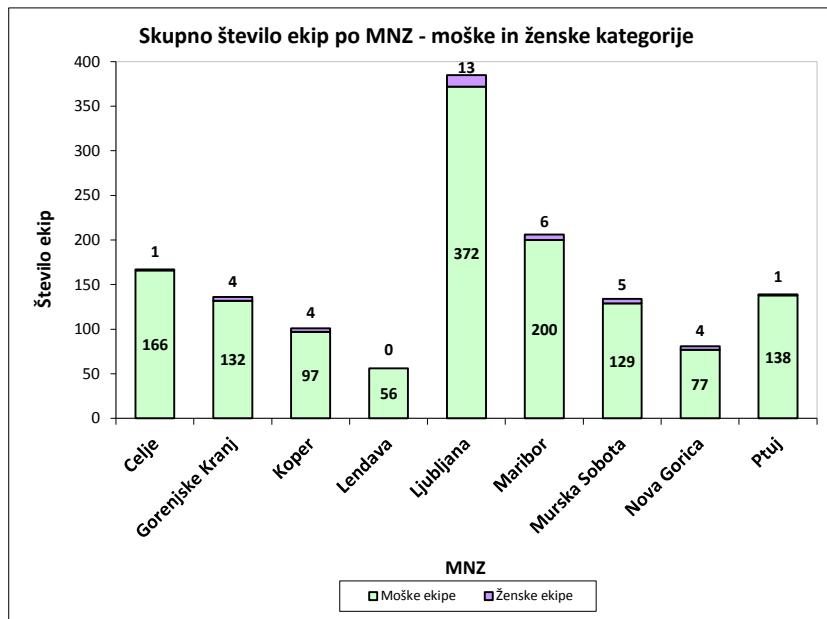
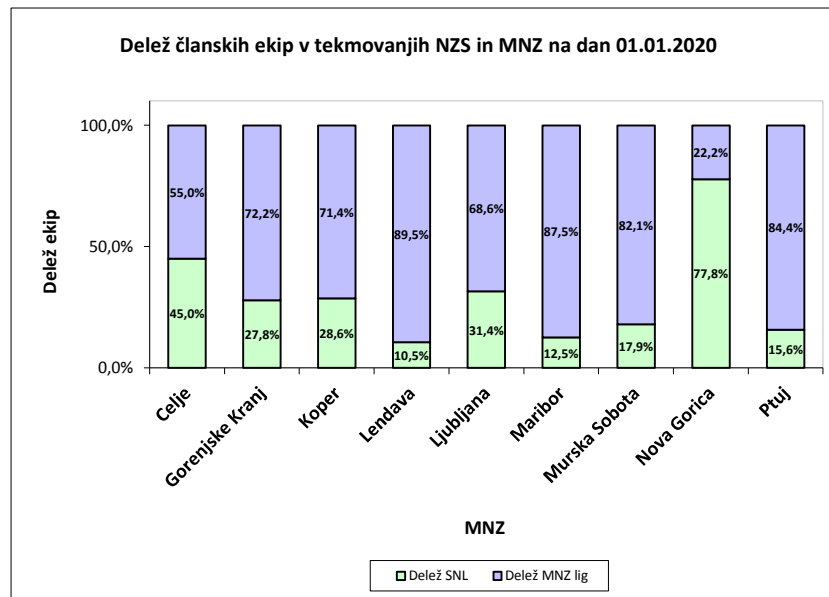




Analiza delovanja nogometnih klubov po MNZ na dan 01.01.2020

| Z.št. | MNZ | Tekmovanja NZS | | | Skupaj SNL | Skupaj MNZ lige | Skupaj SNL+MNZ | Delež SNL | Delež MNZ lig | Št. ekip - moški | | Moške kategorije | Št. ekip - ženske | | Ženske kategorije | Število ekip | | Skupaj ekip | Pokritost članskih ekip z ml. kateg. | Skupaj klubov | Strukturni delež |
|---------------|-----------------|----------------|-----------|-----------|------------|-----------------|----------------|--------------|---------------|------------------|-------------|------------------|-------------------|-----------|-------------------|--------------|-------------|-------------|--------------------------------------|---------------|------------------|
| | | 1.SNL | 2.SNL | 3.SNL | | | | | | člani | ml. kat. | | člani | ml. kat. | | člani | ml. kat. | | | | |
| 1 | Celje | 2 | 3 | 4 | 9 | 11 | 20 | 45,0% | 55,0% | 20 | 146 | 166 | 0 | 1 | 1 | 20 | 147 | 167 | 7,4 | 28 | 11,1% |
| 2 | Gorenjske Kranj | 1 | 0 | 4 | 5 | 13 | 18 | 27,8% | 72,2% | 18 | 114 | 132 | 1 | 3 | 4 | 19 | 117 | 136 | 6,2 | 21 | 8,3% |
| 3 | Koper | 1 | 2 | 1 | 4 | 10 | 14 | 28,6% | 71,4% | 14 | 83 | 97 | 1 | 3 | 4 | 15 | 86 | 101 | 5,7 | 21 | 8,3% |
| 4 | Lendava | 0 | 1 | 1 | 2 | 17 | 19 | 10,5% | 89,5% | 19 | 37 | 56 | 0 | 0 | 0 | 19 | 37 | 56 | 1,9 | 18 | 7,1% |
| 5 | Ljubljana | 3 | 3 | 5 | 11 | 24 | 35 | 31,4% | 68,6% | 35 | 337 | 372 | 3 | 10 | 13 | 38 | 347 | 385 | 9,1 | 50 | 19,8% |
| 6 | Maribor | 1 | 2 | 1 | 4 | 28 | 32 | 12,5% | 87,5% | 32 | 168 | 200 | 1 | 5 | 6 | 33 | 173 | 206 | 5,2 | 37 | 14,7% |
| 7 | Murska Sobota | 1 | 1 | 3 | 5 | 23 | 28 | 17,9% | 82,1% | 28 | 101 | 129 | 1 | 4 | 5 | 29 | 105 | 134 | 3,6 | 29 | 11,5% |
| 8 | Nova Gorica | 0 | 3 | 4 | 7 | 2 | 9 | 77,8% | 22,2% | 9 | 68 | 77 | 1 | 3 | 4 | 10 | 71 | 81 | 7,1 | 14 | 5,6% |
| 9 | Ptuj | 1 | 1 | 3 | 5 | 27 | 32 | 15,6% | 84,4% | 32 | 106 | 138 | 0 | 1 | 1 | 32 | 107 | 139 | 3,3 | 34 | 13,5% |
| SKUPAJ | | 10 | 16 | 26 | 52 | 155 | 207 | 25,1% | 74,9% | 207 | 1160 | 1367 | 8 | 30 | 38 | 215 | 1190 | 1405 | 5,6 | 252 | 100,0% |





Razporeditev ekip klubov malega nogometa v tekmovanjih NZS in MNZ ter analiza delovanja MNZ na dan 01.01.2020

| Z.št. | MNZ | Tekmovanja NZS | | | | | | | | MNZ | SKUPAJ | NZS + MNZ | Delež NZS | Delež MNZ lig | Skupaj KMN | Strukturni delež KMN |
|--------|-----------------|----------------|-------|------|-----|-----|-----|-----|-----|-----|--------|-----------|-----------|---------------|------------|----------------------|
| | | 1.SFL | 2.SFL | SŽFL | U19 | U17 | U15 | U13 | MNZ | | | | | | | |
| 1 | Celje | 2 | 0 | 2 | 2 | 0 | 0 | 2 | 0 | 8 | 0 | 8 | 100,0% | 0,0% | 3 | 11,5% |
| 2 | Gorenjske Kranj | 1 | 0 | 0 | 1 | 0 | 1 | 0 | 0 | 3 | 0 | 3 | 100,0% | 0,0% | 1 | 3,8% |
| 3 | Koper | 1 | 0 | 1 | 1 | 1 | 1 | 1 | 0 | 6 | 0 | 6 | 100,0% | 0,0% | 2 | 7,7% |
| 4 | Lendava | 0 | 0 | 0 | 0 | 0 | 0 | 0 | 0 | 0 | 0 | 0 | 0,0% | 0,0% | 0 | 0,0% |
| 5 | Ljubljana | 2 | 4 | 1 | 5 | 3 | 4 | 4 | 15 | 23 | 15 | 38 | 60,5% | 39,5% | 10 | 38,5% |
| 6 | Maribor | 0 | 1 | 1 | 1 | 1 | 3 | 1 | 0 | 8 | 0 | 8 | 100,0% | 0,0% | 3 | 11,5% |
| 7 | Murska Sobota | 0 | 1 | 0 | 1 | 1 | 1 | 1 | 0 | 5 | 0 | 5 | 100,0% | 0,0% | 1 | 3,8% |
| 8 | Nova Gorica | 1 | 1 | 0 | 1 | 1 | 0 | 1 | 0 | 5 | 0 | 5 | 100,0% | 0,0% | 2 | 7,7% |
| 9 | Ptuj | 2 | 1 | 0 | 3 | 1 | 1 | 0 | 0 | 8 | 0 | 8 | 100,0% | 0,0% | 4 | 15,4% |
| SKUPAJ | | 9 | 8 | 5 | 15 | 8 | 11 | 10 | 15 | 81 | 15 | 96 | 84,4% | 15,6% | 26 | 100,0% |

